



Grey
County

Hanover / Owen Sound Task Force

November 16, 2020


Hanover PS Calls 2017-2019 (3430)

Primary Problem



Weakness/Dizziness/Unwell-(92)	12.83%
Inter-Facility Transfer-(90)	9.94%
Musculoskeletal-(66)	6.62%
No Complaints-(99.15)	5.13%
Treatment/Diagnosis & Return-(93)	4.55%
Behaviour/Psychiatric-(45)	4.11%
Dyspnea-(21)	3.41%
Abdominal/Pelvic/Perineal/Rectal ...	3.44%
Lift Assist-(89)	2.83%
Trauma/Injury-(67)	2.65%
Stroke/TIA-(41)	2.10%
Nausea/Vomiting/Diarrhea-(63)	1.92%
Back Pain-(62)	1.72%
Ischemic Chest Pain-(51)	1.81%
Altered Level of Consciousness-(43)	1.69%
Confusion/Disorientation-(48)	1.66%
Cardiac/Medical Arrest-(01)	1.60%
Other Medical/Trauma(See Remar...	1.60%
Failure to Cope-(99.13)	1.63%
-	7.52%
Others	21.22%

Dispatch Priority



4-Urgent	57.61%
3-Prompt	42.39%

Return Priority



3-Prompt	60.23%
4-Urgent	16.97%
76-Cancelled Before Scene...	6.21%
72-Patient Refused	8.28%
1-Deferrable	4.78%
71-No Patient Found/No Pa...	1.17%
73-Patient Deceased	1.08%
75-Transported By Other A...	0.44%
2-Scheduled	0.47%
0-CFC	0.12%
74-Patient In Police Cust...	0.09%
9-Out Of Service/Administ...	0.06%
6-Transport Of Deceased P...	0.03%
-	0.09%

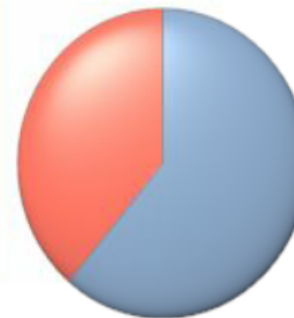
Owen Sound PS Calls 2017-2019 (11188)

Primary Problem



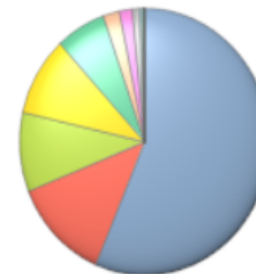
Weakness/Dizziness/Unwell-(92)	12.40%
Musculoskeletal-(66)	7.22%
No Complaints-(99.15)	5.90%
Behaviour/Psychiatric-(45)	5.47%
Dyspnea-(21)	4.42%
Inter-Facility Transfer-(90)	4.16%
Abdominal/Pelvic/Perineal/Rectal ...	4.07%
Trauma/Injury-(67)	2.97%
Lift Assist-(89)	2.18%
Nausea/Vomiting/Diarrhea-(63)	2.00%
Back Pain-(62)	1.82%
Hemorrhage Minor (31.2)	1.81%
Ischemic Chest Pain-(51)	1.73%
Temp. Loss of Consciousness-(42)	1.56%
Altered Level of Consciousness-(43)	1.51%
Soft Tissue Problem (non-traumati...	1.49%
Post-ictal(50)	1.42%
Treatment/Diagnosis & Return-(93)	1.35%
Other Medical/Trauma(See Remar...	1.28%
-	14.41%
Others	20.83%

Dispatch Priority



4-Urgent	61.27%
3-Prompt	38.73%

Return Priority



3-Prompt	56.43%
76-Cancelled Before Scene...	12.55%
4-Urgent	9.60%
72-Patient Refused	9.62%
1-Deferrable	6.44%
75-Transported By Other A...	2.14%
71-No Patient Found/No Pa...	1.65%
73-Patient Deceased	0.94%
74-Patient In Police Cust...	0.35%
2-Scheduled	0.19%
6-Transport Of Deceased P...	0.03%
0-CFC	0.02%
77 - Patient Treated and ...	0.01%



Mental Health – Overdose Calls 2018-2020

Owen Sound 2020

Opioid Overdose – 39
Drug/Alcohol – 39
Behaviour/Psychiatric – 175

Owen Sound 2019

Opioid Overdose – 58
Drug/Alcohol – 60
Behaviour/Psychiatric – 243

Owen Sound 2018

Opioid Overdose – 30
Drug/Alcohol – 45
Behaviour/Psychiatric – 250

Hanover 2020

Opioid Overdose – 6
Drug/Alcohol – 8
Behaviour/Psychiatric – 42

Hanover 2019

Opioid Overdose – 6
Drug/Alcohol – 8
Behaviour/Psychiatric – 44

Hanover 2018

Opioid Overdose – 9
Drug/Alcohol – 9
Behaviour/Psychiatric – 67

Paramedic Response Initiatives

- ▶ Active membership Drug and Alcohol Task Force, Opioid Working Group
- ▶ Notification of CMHA Urgent Response Team for behavioural/psychiatric emergencies
- ▶ Electronic Notification of Opioid Overdoses – GCPS Supervisors/Managers, Public Health
- ▶ Referral to RAAM Clinic, 211 Social Economic, LHIN Homecare
- ▶ Phone follow-up 911 high use callers – Referrals for Care

Paramedic Future Initiatives

- ▶ Single Person Response and CMHA Urgent Response Team – New Model of Care
- ▶ Naloxone Distribution