



Board Report

Friday March 26, 2021

January 2021

REPORT ON COVID-19 Vaccine Survey

Prepared for Grey Bruce Health Unit by PRA Inc.



Contact:

Nicholas Borodenko, Partner
borodenko@pra.ca
204-594-2080

Key findings

1 About 4 in 10 respondents appear to have some hesitancy about a COVID-19 vaccine, with younger respondents being less likely to say that they will definitely get it. The primary reason for not getting it is a belief that the vaccine was rushed and there has not been enough testing.

2 About one third of respondents are not worried about themselves or a family member getting infected by COVID-19 in the next year. It is difficult to tell if this lack of worry is because they are taking precautions or because they do not believe COVID-19 is a threat to their or their family's health (if they were to be infected).

3 The vast majority say that they always follow guidelines, although younger and Indigenous respondents are most likely to have been within two metres of people outside their household. In addition, those aged 25 to 34 are most likely to have participated in social gatherings in the past month.

4 Respondents are very positive about Grey Bruce Health Unit's handling of COVID-19, although there is some indication that Indigenous respondents are less positive about some aspects.

Demographic profile

Methodology

- PRA conducted a random-digit telephone survey with 400 respondents in the Grey Bruce Health Unit (GBHU) from December 21, 2020 to January 18, 2021, yielding an error rate of $\pm 4.9\%$ (based on a 95% confidence interval).
- The survey excluded those living in households with someone employed at the GBHU.
- To correct for discrepancies in the gender, age, and income of respondents relative to Census information, the data presented in this report were weighted to correct for differences between the demographics of the sample and the population. All results are weighted unless otherwise noted.
- Where applicable, statistically significant differences refer to a p-value of less than .001 between groups.

Perceived risk of COVID-19

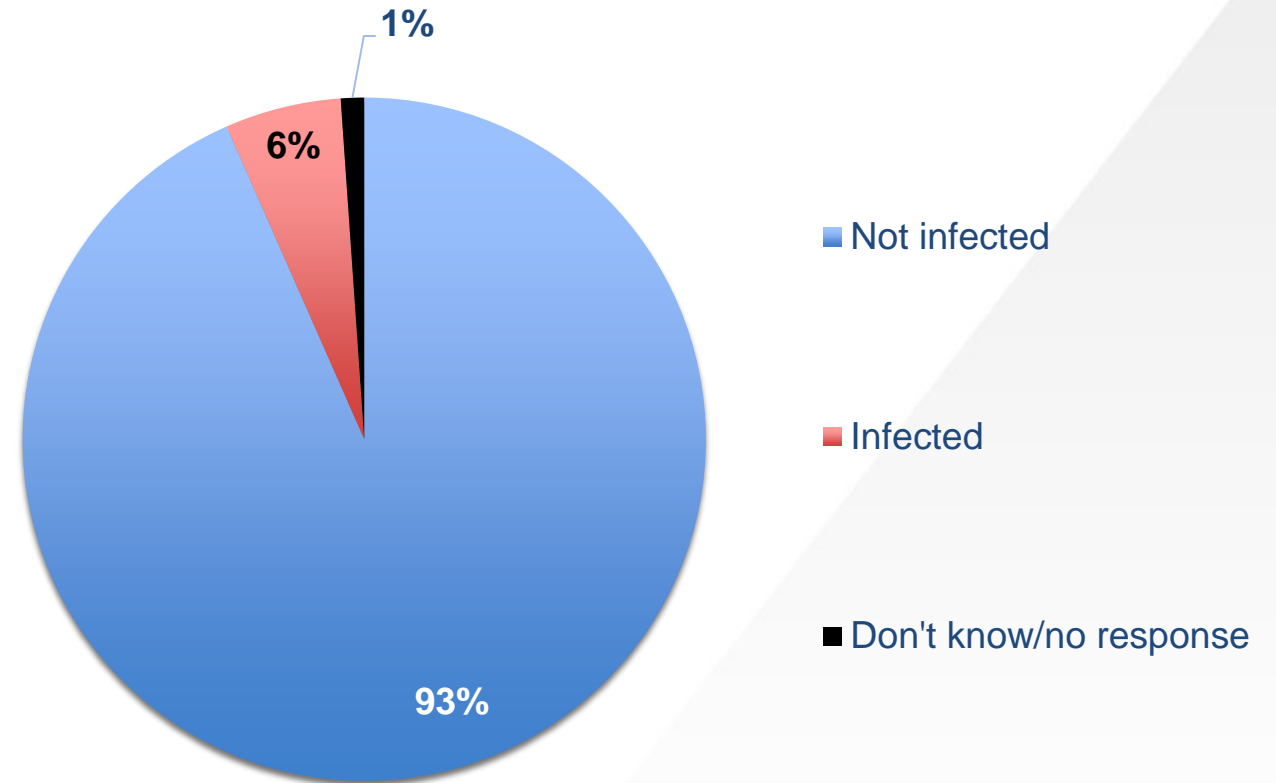
Infected by COVID-19

Q2. Have you, or a member of your immediate family, already been infected with COVID-19?

- One in 20 respondents have been infected with COVID-19 or have had an immediate family member infected with COVID-19.

KEY DIFFERENCES

- Those who are unemployed (10%) are more likely than those employed (5%) or not in the labour force (5%) to know someone who has been infected.



High-risk groups

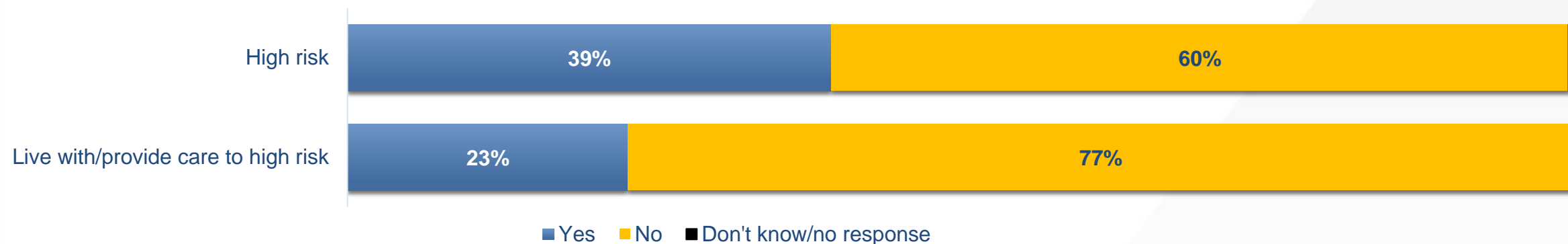
Q3. Are you a person who is at high risk for complications from infection with COVID-19? High risk is defined as older adults, people with chronic conditions or those who are immune-compromised.

Q4. Do you live with, or provide unpaid care to someone who is at high risk for complications from infection with COVID-19?

- 39% say they are at high risk for complications from COVID-19, and 23% say they live with or provide care to someone who is at high risk.

KEY DIFFERENCES

- Older respondents, those in households with fewer people, those in lower income households, and those with people over 65 in their household are most likely to say they are at high risk.



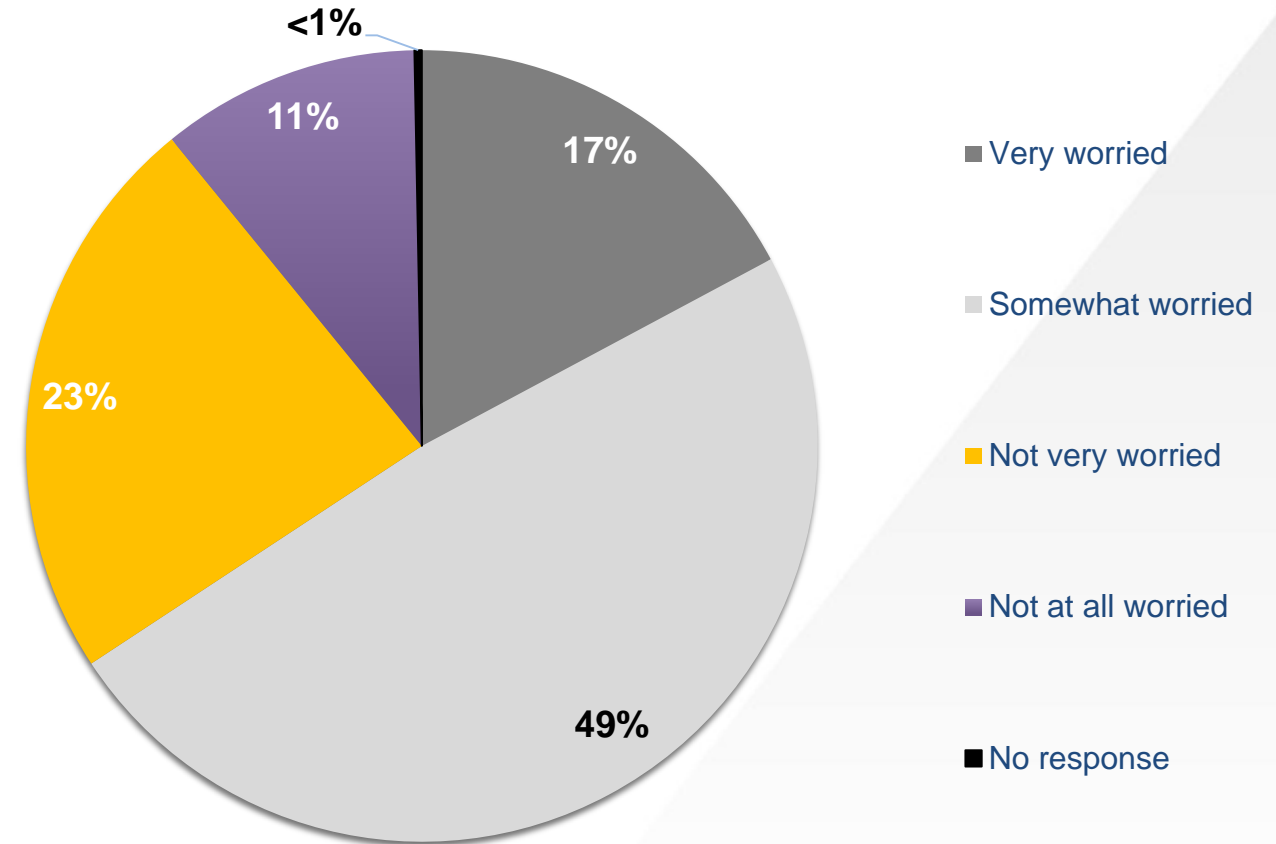
Concern about COVID-19

Q1. How worried are you that you or a family member will get infected by COVID-19 in the next 12 months? Would you say you are...

- Overall, about 7 in 10 respondents are worried about themselves or a family member getting COVID-19, including 17% who are very worried.

KEY DIFFERENCES

- Those who say they are high risk or live with people who are high risk are more likely to be worried about getting COVID-19.



Following COVID-19 guidelines

Following guidelines

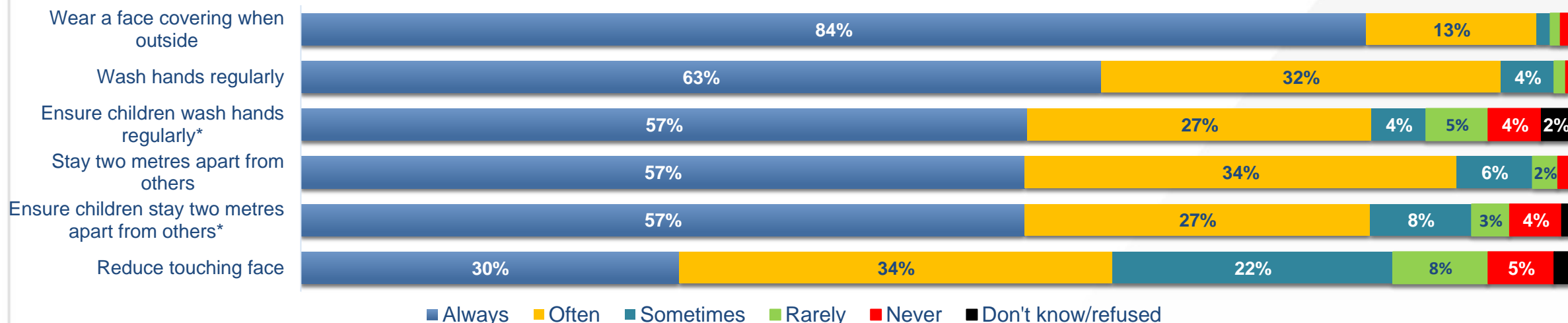
Q6A-F. How often would you say you...

Note: Answers of 'Not applicable' have been removed from calculations.

- Respondents are most likely to always *wear a face covering when outside their home* and least likely to *consciously reduce touching their face*.

KEY DIFFERENCES

- The older someone is the more likely they are to always *stay two metres apart from others not in their household or social circle*.
- Indigenous respondents were less able to always *stay two metres apart from others* compared to other ethnic groups.



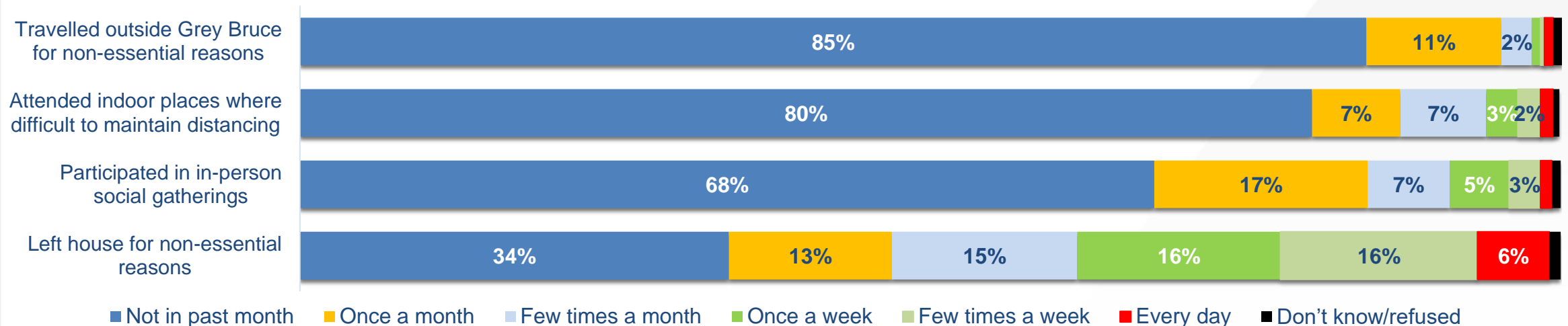
Out-of-home behaviours

Q7A-D. How often in the past month have you...

- Respondents are most likely to have *left their house for non-essentials*, as almost 4 in 10 have done this at least once a week. This compares to about 1 in 10 who have *participated in social gatherings* about once a week or *attended indoor places where maintaining social distancing is difficult*. Very few have *travelled outside Grey Bruce for non-essential reasons* on a weekly basis.

KEY DIFFERENCES

- Respondents who are high risk are less likely to have *left their house for non-essential reasons*.
- Respondents 25 to 34 years old are most likely to have *participated in in-person social gatherings* at least a few times in the past month.



GBHU's performance managing COVID-19

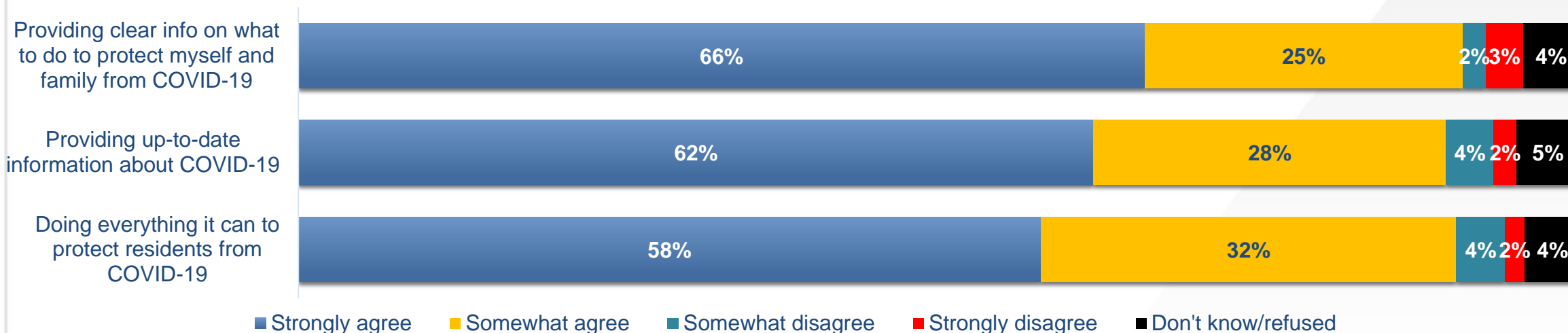
Perception of GBHU's management of COVID-19

COVID1-3. To what extent do you agree or disagree that Grey Bruce Health Unit is ...

- Respondents are generally positive about how GBHU has managed COVID-19, with the greatest number of respondents strongly agreeing that GBHU is *providing clear information on what I can do to protect myself and my family from getting COVID-19*.

KEY DIFFERENCES

- Indigenous respondents are less likely to strongly agree that GBHU is *providing clear information* and *doing everything it can to protect respondents*.



Vaccines and COVID-19 vaccine

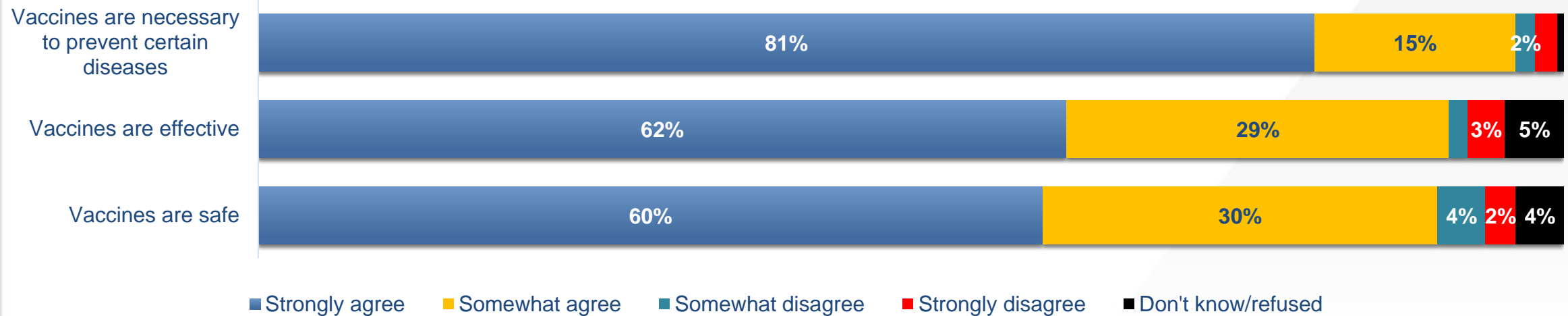
Perception of vaccines in general

VBB1-3. To what extent do you agree or disagree that...

- Of interest, over 8 in 10 strongly agree that *vaccines are necessary to prevent certain diseases*, but only 6 in 10 strongly agree that *vaccines are effective or safe*.

KEY DIFFERENCES

- The more education that respondents have, the more likely they are to strongly agree that *vaccines are safe*.
- Indigenous respondents are less likely than other ethnic groups to strongly agree that *vaccines are safe and are necessary to prevent certain diseases*.



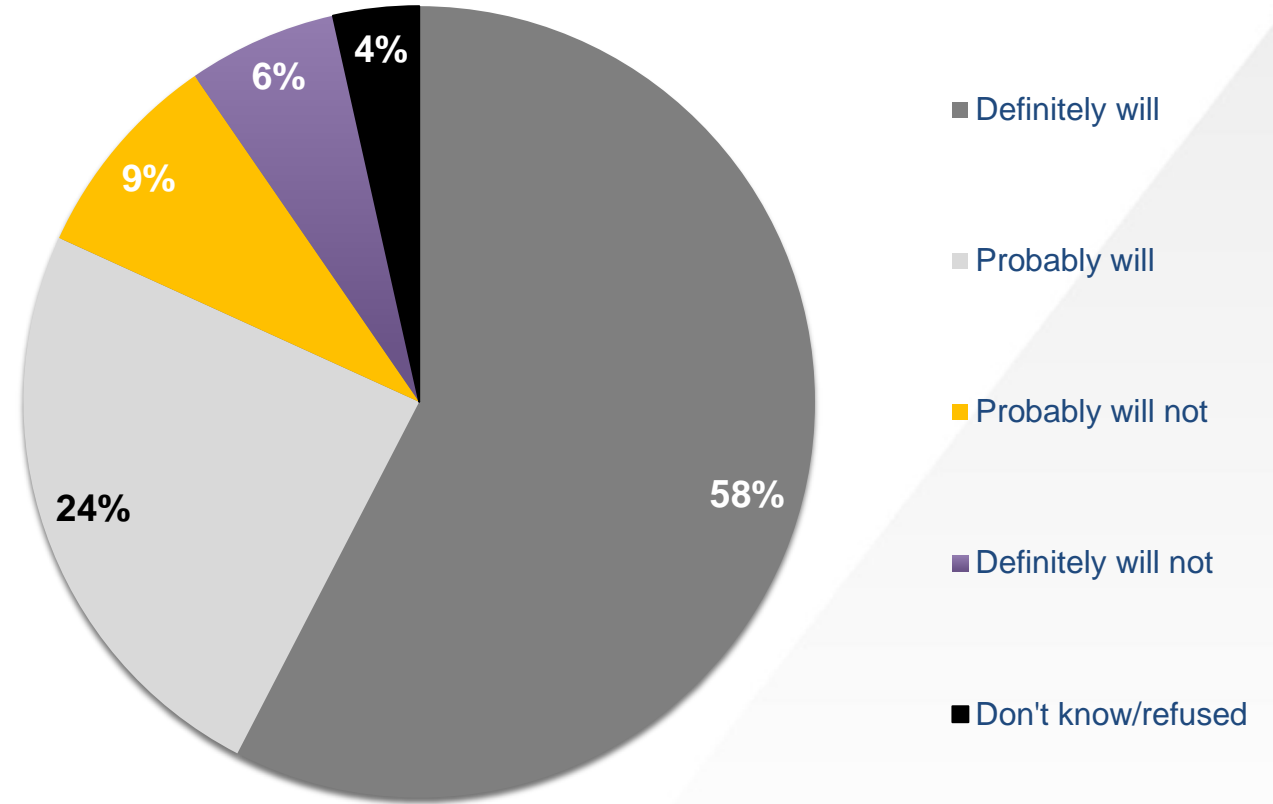
Likelihood of getting COVID-19 vaccine

Q8. As you likely know, vaccines have been developed to protect against COVID-19. Once a COVID-19 vaccine is rolled out in Ontario, would you say you...

- Six in 10 respondents definitely will get the COVID-19 vaccine once it is rolled out, while others are at least somewhat hesitant.

KEY DIFFERENCES

- The older respondents are and the more education they have, the more likely they are to say that they *definitely will* get the vaccine.

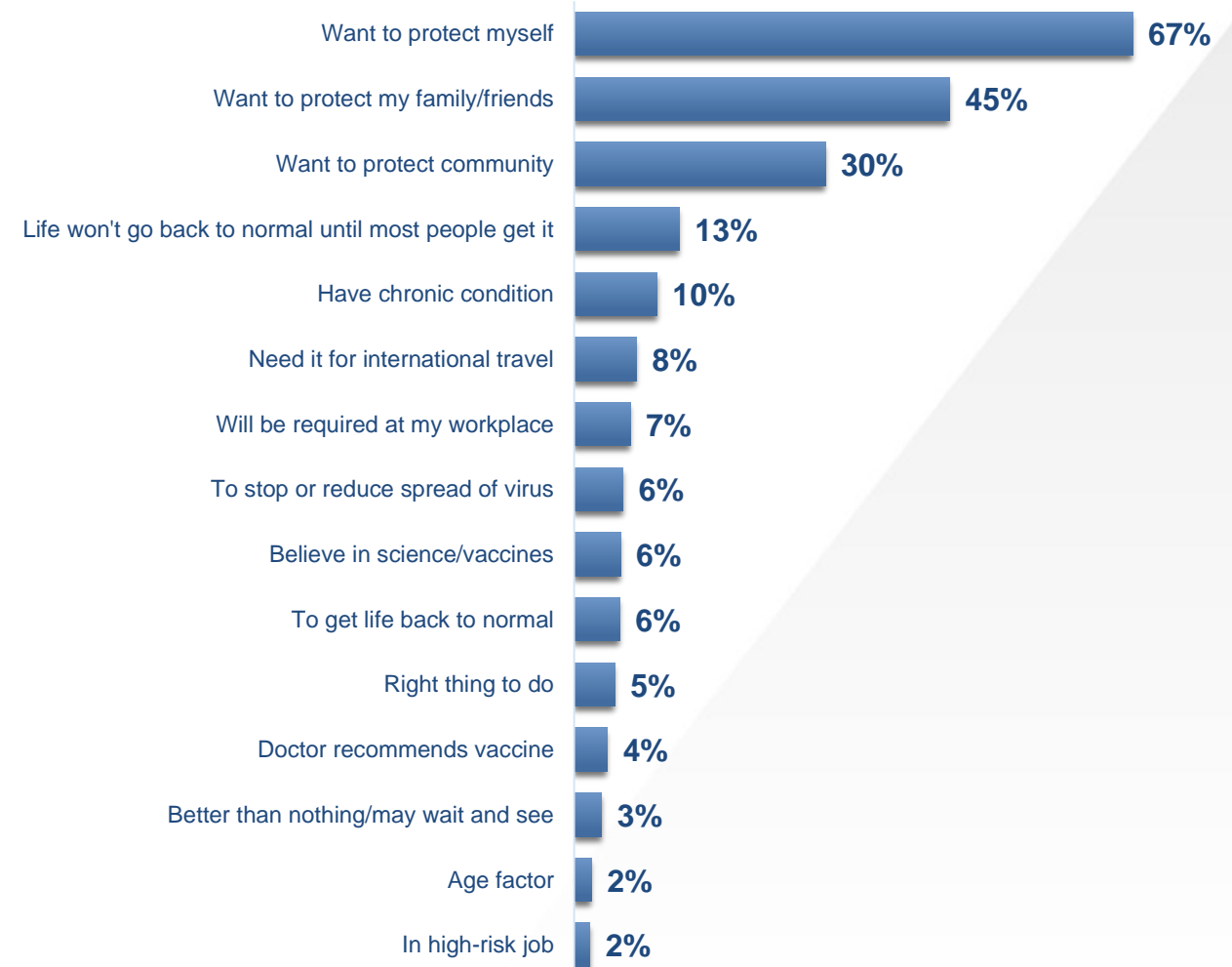


Reasons for getting the COVID-19 vaccine

Q9. Why would you choose to get a COVID-19 vaccine?

BASE: Those who definitely or probably will get the vaccine; n = 327.

- The most common reasons for getting the vaccine are related to protection, foremost for the individual, followed by family/friends and then community.

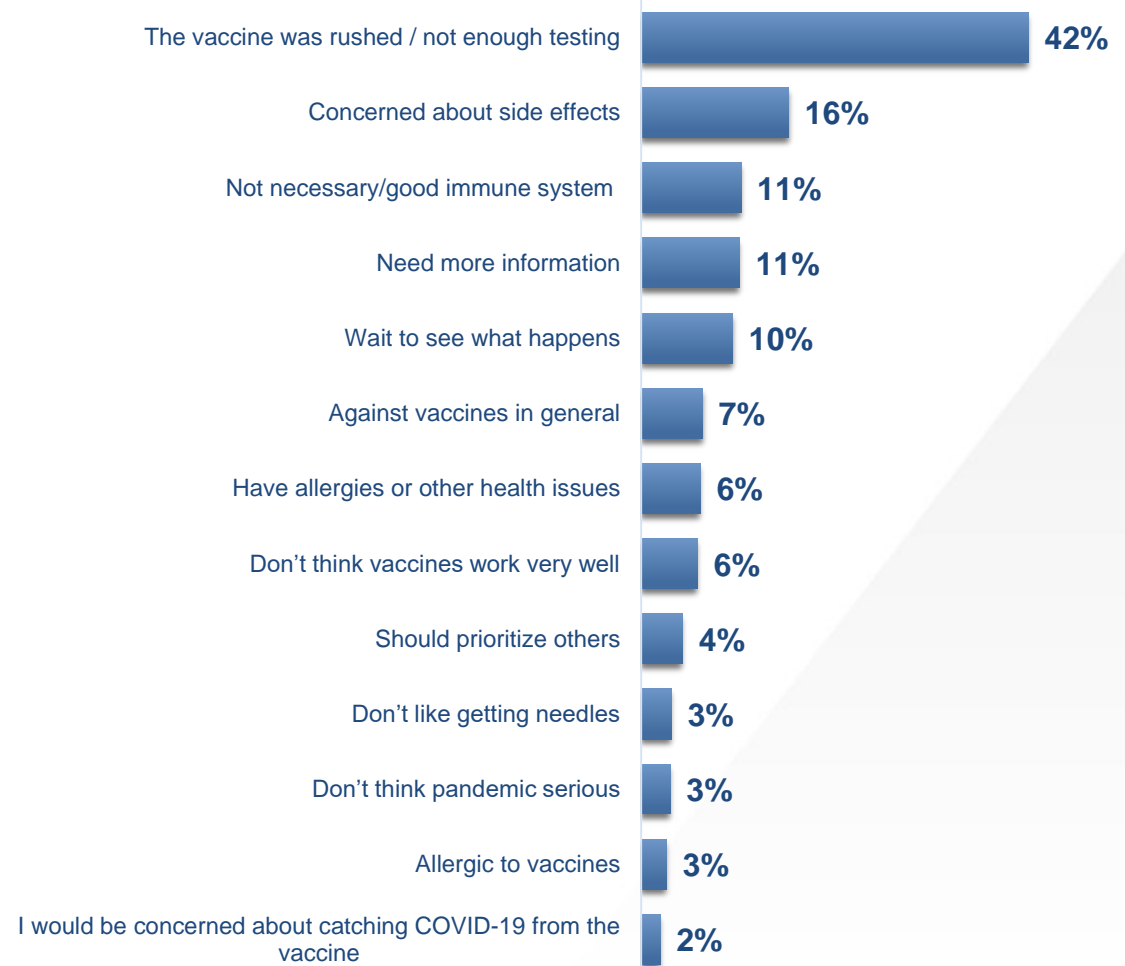


Reasons for not getting the COVID-19 vaccine

Q10. Why would you choose not to get a COVID-19 vaccine?

BASE: Those who definitely or probably will not get the vaccine; n = 73.

- The most common reason for not getting the vaccine is that respondents feel the vaccine was *rushed and/or not tested enough*.
- Potentially related to that are *concerns about side effects* and *needing more information about the vaccine*.

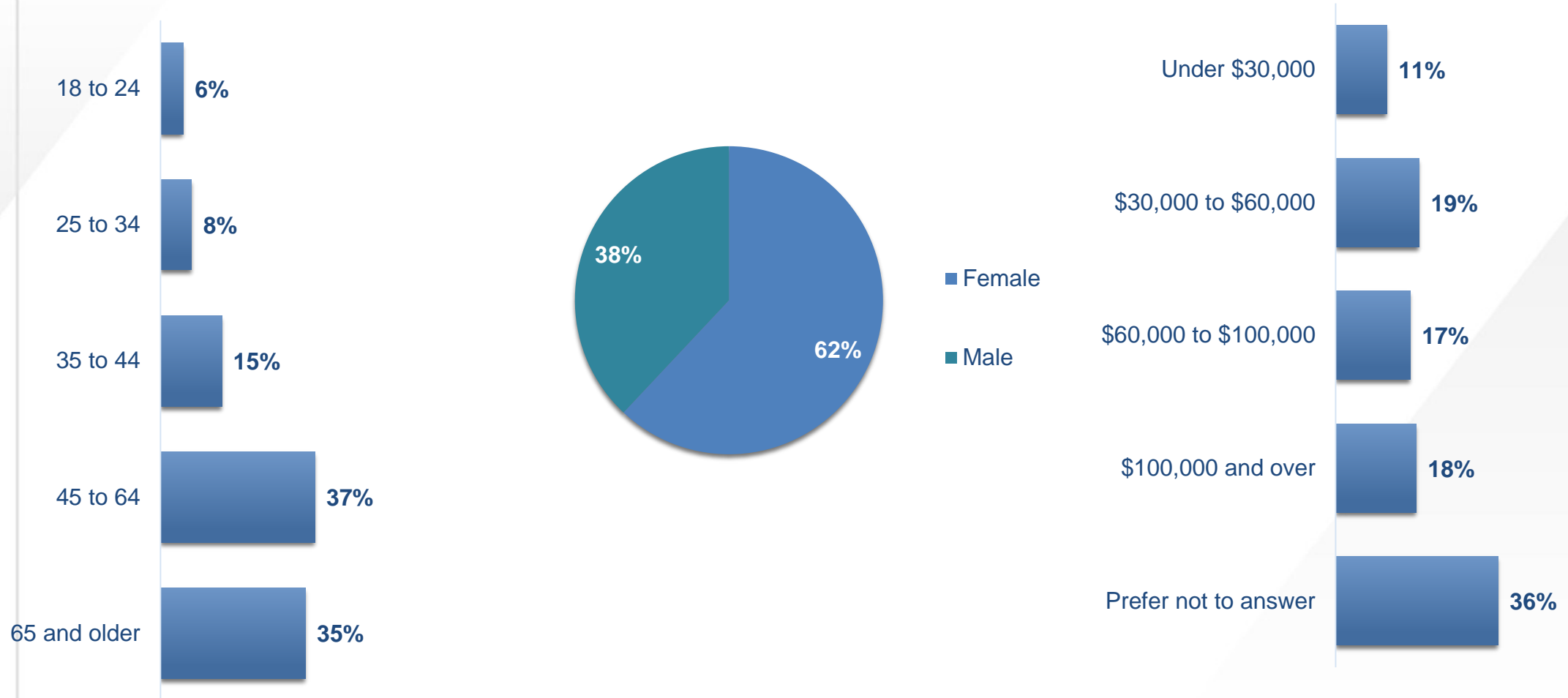


Profile of respondents

Demographics used for weighting (unweighted)

S2. In what year were you born?

D9. Can you estimate in which of the following groups your household income falls? Was the total household income during the year ending December 31, 2020...

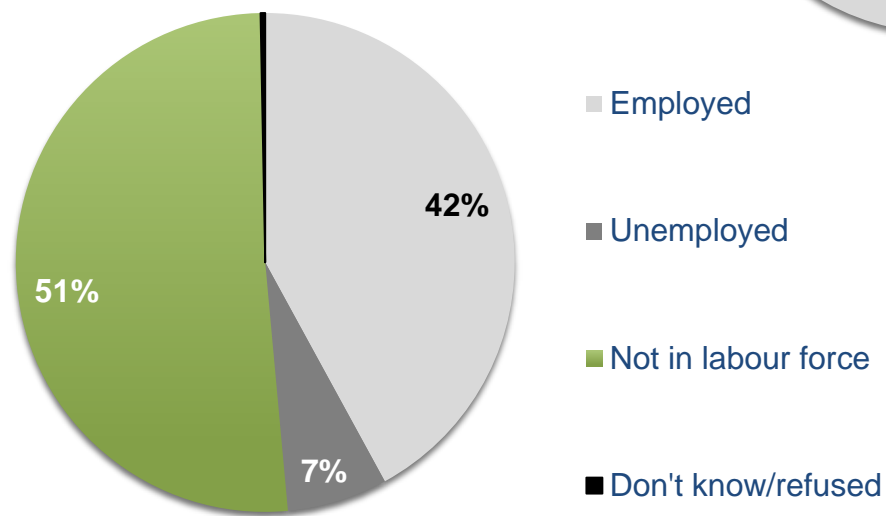
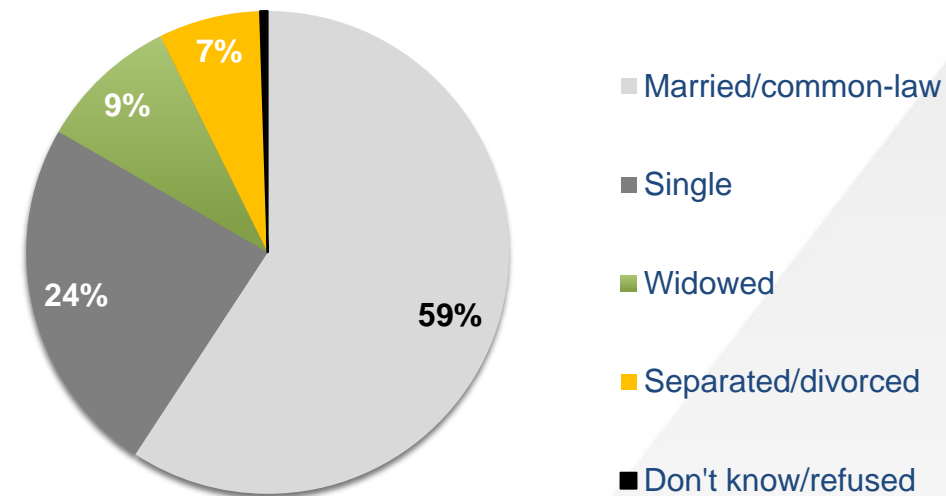
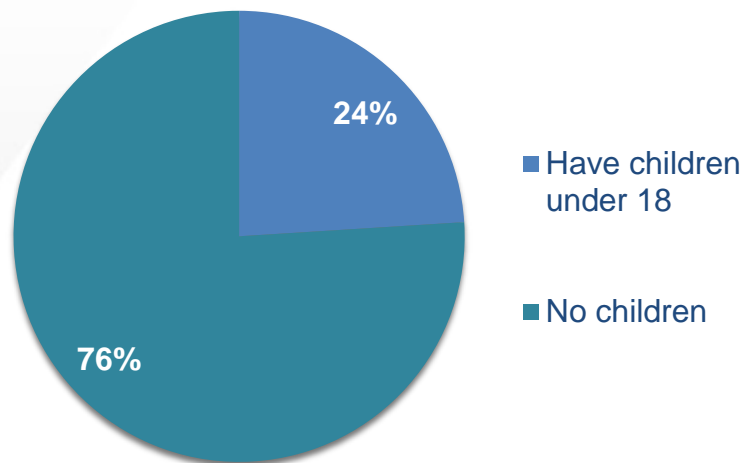


Other demographics

Q5. Do you have children under 18 living in your household?

D1. What is your marital status?

D5. Which one of the following best describes your current employment situation?

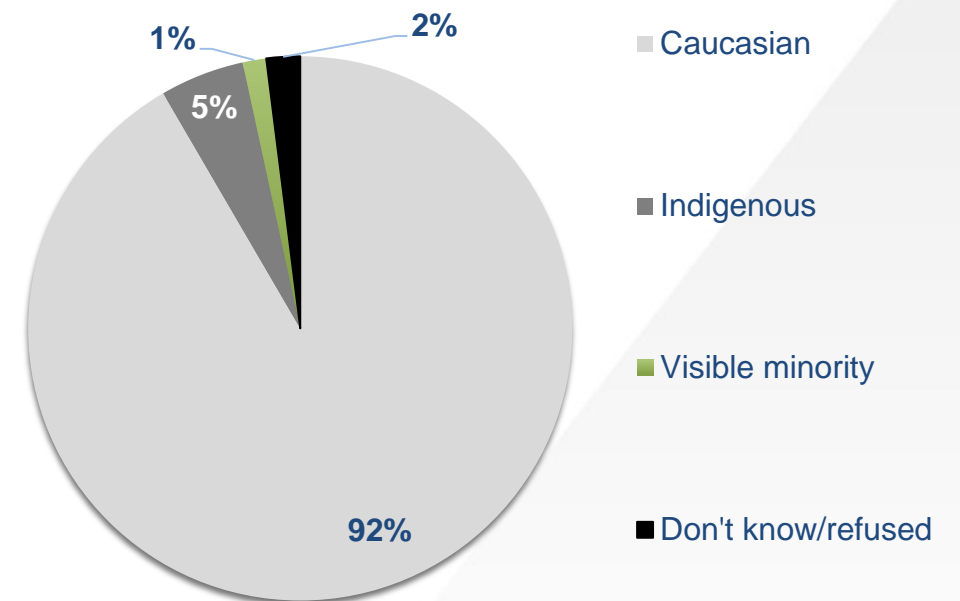
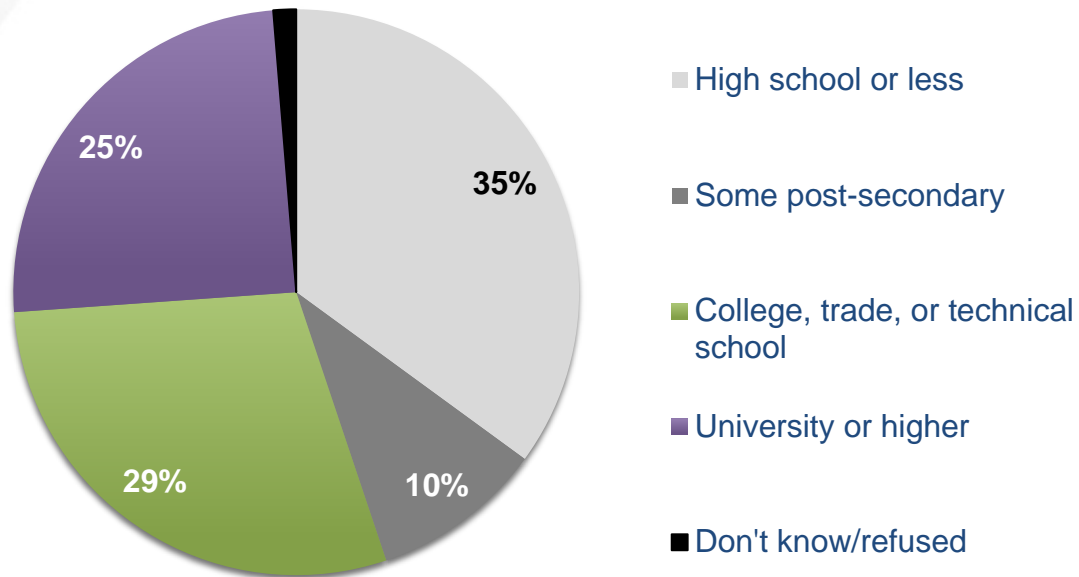


Other demographics

D8. What is the highest level of education you have completed?

D10. Do you identify as First Nations, Métis, or as a part of another Indigenous group?

D11. Which race best describes you?



Other demographics

D2. Including yourself, how many people are living in your home?

D4. (Besides yourself) Do you have a person who is 65 or older who is living in your household?

