



Chief Knoll

January 2021 Presentation - Grey County

Hanover – Owen Sound Task Force



Overview

- Introduction
- Our Community
- Our Workload Demands
- Community Relationships and Partnerships
- Questions?





Introduction

- The Hanover Police Service provides policing service to the community 24 hours a day, 7 days a week, 365 days a year.
- Our Service has been in existence since the 1930s
- The Hanover Police Service is comprised of:
 - 1 Chief
 - 1 Deputy Chief (Operational Manager)
 - 1 Sergeant
 - 11 Full-Time Constable
 - 4 Part Constables
 - 2 Special Constables & 1 Part time Admin
 - 1 Auxiliary Constable
 - 3 Part Time Casual Jail Guards





Our Community

- In 2019 – The Town of Hanover had a current population of 8100 residents according to Stats Canada – Crime Severity Index Report.
- We are considered a “Regional Hub” for the surrounding communities with a population draw of between 40,000 to 45,000 people.
- Our Community attracts non residents for business needs, employment, social services, health care, schools, recreation, culture, entertainment, accommodation, shopping and other service needs.
- According to the 2016 census our population consists of **3590 residents below the age of 45 and 4105 residents above the age 45.**
- Our Community is home to a population of marginalized persons that are transient in nature, suffer from mental health issues, poverty, homelessness and drug or alcohol dependencies. Some of these people are impacted by concurrent issues related to these noted social and health problems.



Our Community

- Household Incomes for Hanover

Income	Households
0 - \$14,000	370 Households
\$14,000 - \$29,000	560 Households
\$29,000 - \$50,000	770 Households
\$50,000 - \$100,000	1180 Households
\$100,000 – \$150,000	400 Households
\$150,000 +	230 Households

- The household count is slightly outdated showing 3,510 households according to Stats Canada in 2016. We know this number is over 3600 households currently.



Our Workload Demands

- In 2018 our Criminal Code incidents remain significant
- In 2018 our Service was 2nd in the Province out of the 50 municipal Services in Ontario for the number of criminal charges processed per officer.
- Our HPS officers processed 56.6 criminal charges per officer in 2018, second to Brockville Police Service who processed 60 charges per officer.
- The Provincial average is 23.3 and the National average is 29.7
- The lowest average of criminal charges per officer is LaSalle Police with 7.6 charges per officer.
- Toronto Police averages 25.9 per officer per year



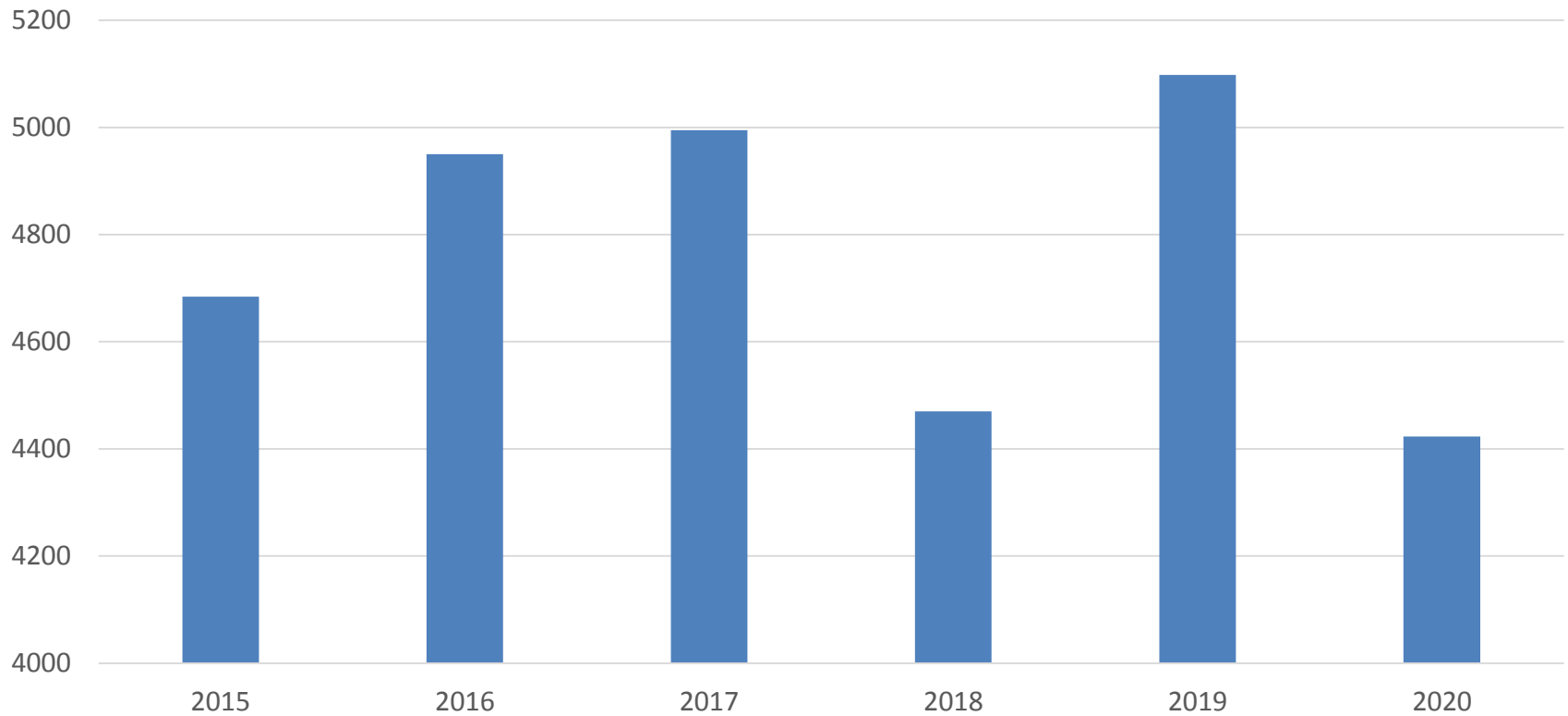
Our Workload Demands

Service	Criminal Charges Per Officer /Year
Hanover	56.6
Owen Sound	54.8
Orangeville	22.6
West Grey	24.1
Shelburne	21.9
Saugeen Shores	30.7
Aylmer	21.8
Smith Falls	28.7
Port Hope	17.1
Deep River	10.3
Canadian Average	29.7
Provincial Average	23.3
Toronto	25.9



Our Workload Demands Calls for Service

Hanover Police – Calls for Service 2015 – 2020
2020 - Calls as of December 23rd 2020





Workload Demands – Comparison Chart for Municipalities with Populations 5K - 15K

Police Service Name ⁷	POPULATION	Crime severity index ^{1,2}	Violent Crime Severity Index ³	Non-violent Crime Severity Index ⁴	Weighted clearance rate ⁶	Violent weighted clearance rate	Non-violent weighted clearance rate
Hanover, Ont.	8,137	125.20	65.97	146.22	41.72	81.25	35.30
Anishinabek, Ont.	10,265	181.54	258.06	153.59	57.92	77.68	45.98
Aylmer, Ont.	7,971	45.79	46.77	45.33	38.61	87.77	20.36
Dryden, Ont.	7,801	158.00	132.17	166.92	40.17	62.27	33.87
West Grey, Ont.	13,348	47.23	38.73	50.17	45.60	84.11	34.91
Gananoque, Ont.	5,496	73.65	82.15	70.42	57.87	80.89	48.21
Treaty Three Communities, Ont.	7,226	276.15	588.98	162.98	63.68	77.95	45.13
Six Nations, Ont.	6,911	113.11	183.10	87.66	226.27	269.26	193.97
Port Hope, Ont.	13,737	36.76	34.97	37.32	38.62	86.62	22.45
Shelburne, Ont.	9,479	31.07	53.23	23.02	79.41	98.79	63.30
Smiths Falls, Ont.	8,898	99.10	94.93	100.36	47.38	69.11	39.98



Our Workload Demands

- 2019 Overall Crime Severity Index – Top 6 Highest Overall Crime Rates in Ontario for Municipal Police Services

Police Service	Crime Severity Index
Timmins	137.85
Hanover	125.2
Brockville	112.78
Owen Sound	109.34
Sault Ste Marie	107.2
Thunder Bay	104.88
Canada	75.01
Ontario	60.7
Toronto	68.4
West Grey	47.23



Our Workload Demands

- In 2019 our HPS members had 5098 calls for service related to crime, traffic, mental health, social disorder and general incidents.
- Our top 5 most frequent crime calls included; thefts, break-ins, assaults, frauds and mischiefs
- Its estimated that 50 to 60 percent of our work involves non residents.
- A significant portion of our work relates to people that experience alcohol and drug dependency, poverty, homelessness, transient lifestyle, mental health and family violence.



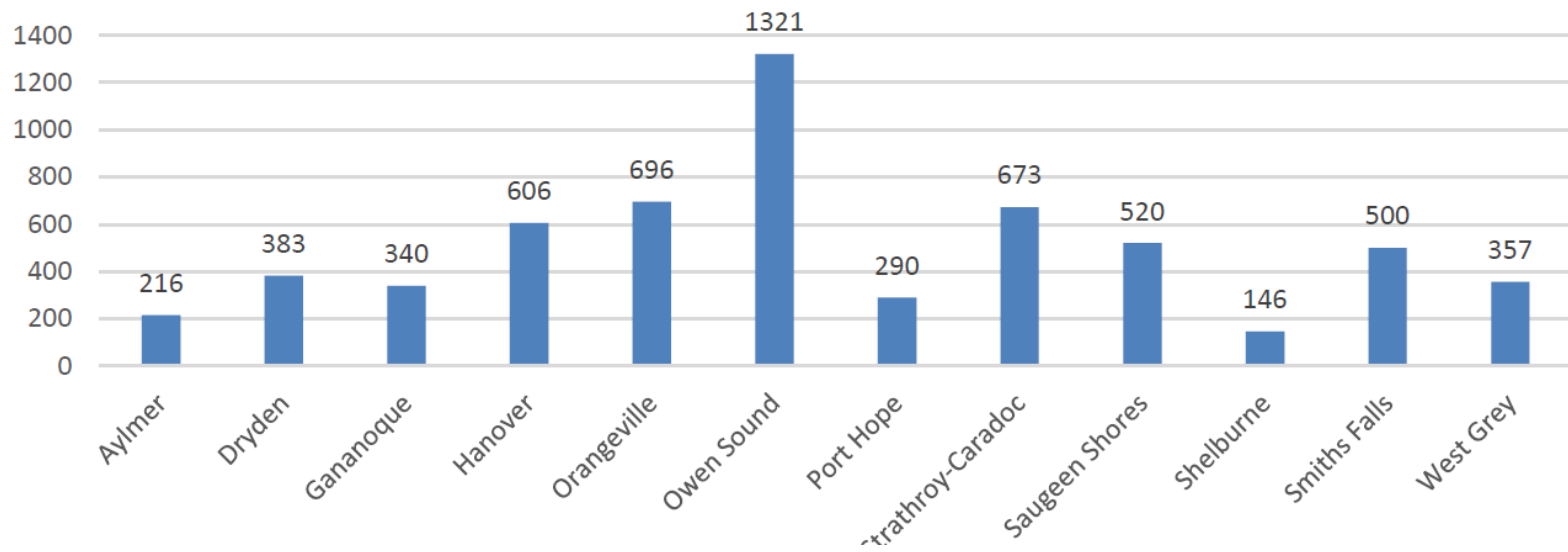
Our Workload Demands

- We estimate that our 5098 calls for service generated 16,000 police/public contacts directly.
- We process 600 police background checks per year that remains consistent year over year.
- We estimate we have close to 2000 walk-ins into HPS annually to deal with calls for service, background checks, general information and for other reasons.



Our Workload Demands – Crime Reporting Violations Comparison Chart - 2019 Numbers

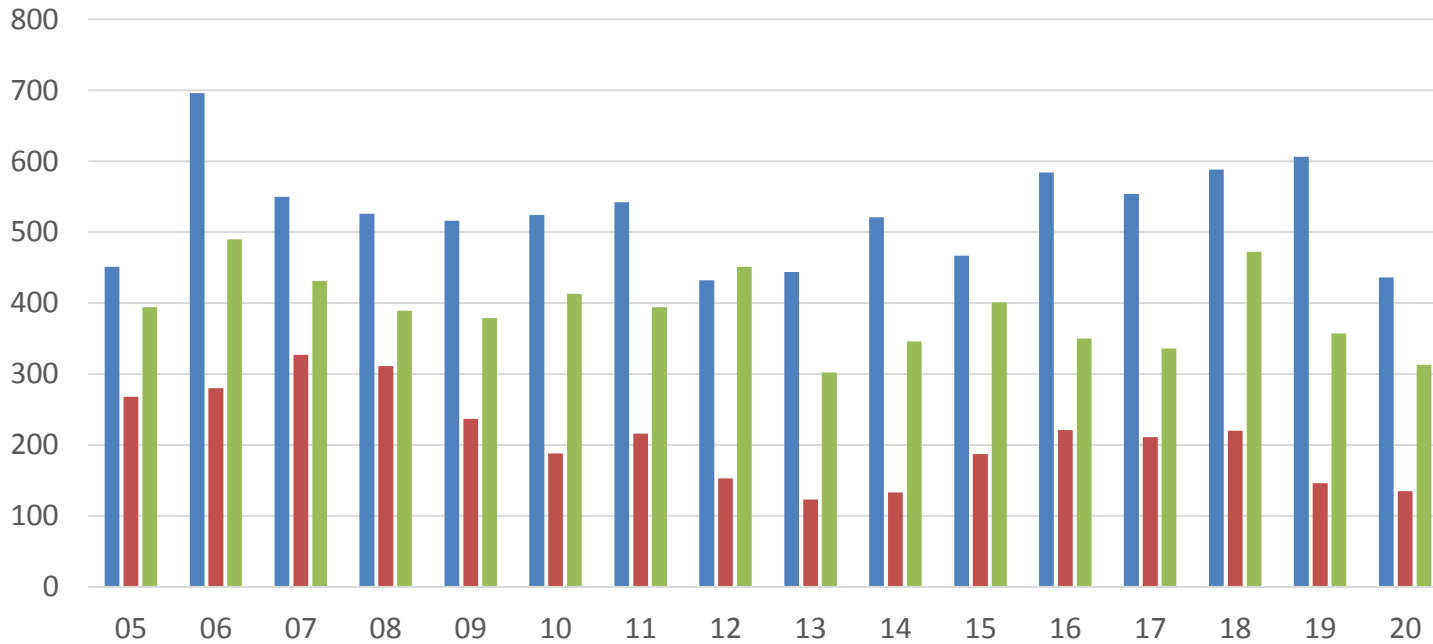
Uniform Crime Reporting Violations





Historical Crime Violations Data Comparison Hanover | Shelburne | West Grey

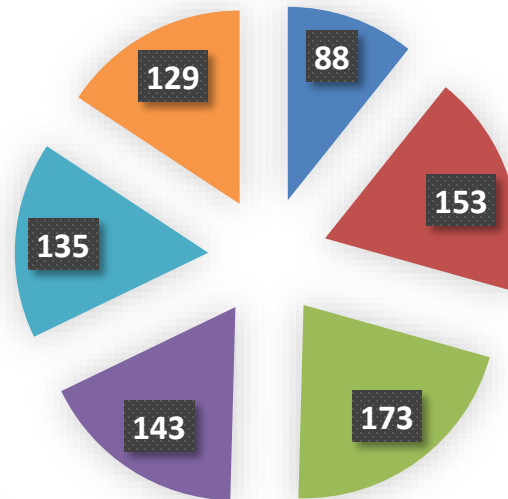
Crime Violations Hanover | Shelburne | West Grey
Comparisons - 2005 – 2020
2020 Violations as of December 23rd 2020





Mental Health - Calls for Service in Hanover

Mental Health Calls for Service – 821 Mental Health Calls in Hanover from 2015 - 2020



■ 2015 ■ 2016 ■ 2017 ■ 2018 ■ 2019 ■ 2020



Community Partners

- Hanover and District Hospital
- Mental Urgent Response Team
- Canadian Mental Health Association – Grey Bruce
- Probation and Parole Services
- Policing Partners
- Correctional Services



Canadian Mental
Health Association
Grey Bruce





Community Partners

- Grey Bruce - Addiction Services
- YMCA – Housing – Salvation Army Partnership
- KeyStone Child Youth and Family Services
- Church and Seniors' Groups
- Our School Community
- Our Business Community
- Our Town Department Teams
- Our Council Team



QUESTIONS?



Christopher R. Knoll

Chief of Police

Hanover Police Service

203 10th Street, Hanover, ON N4N 1N8

t [519.364.4280 x 2](tel:519.364.4280) | f [519.364.7202](tel:519.364.7202)

e cknoll@hanoverps.ca | hanover.ca | twitter @chiefknoll