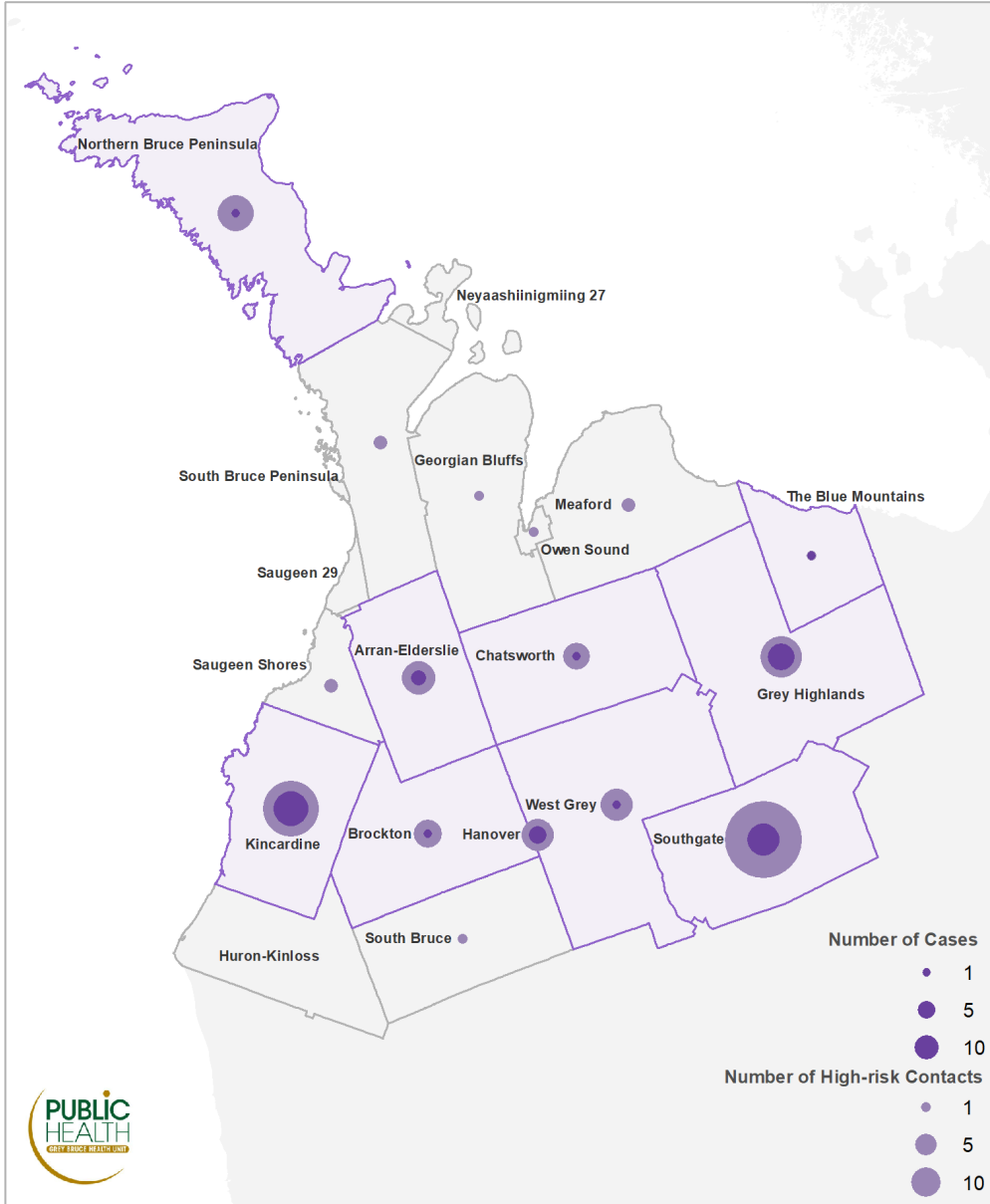




Board Report

Friday, November 27, 2020

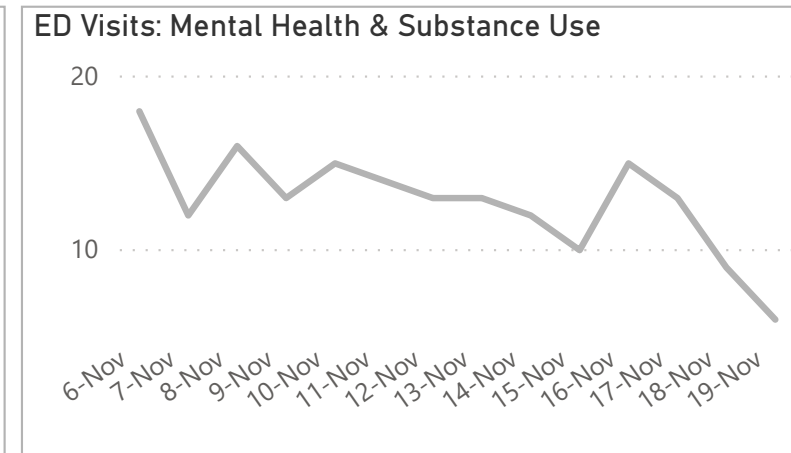
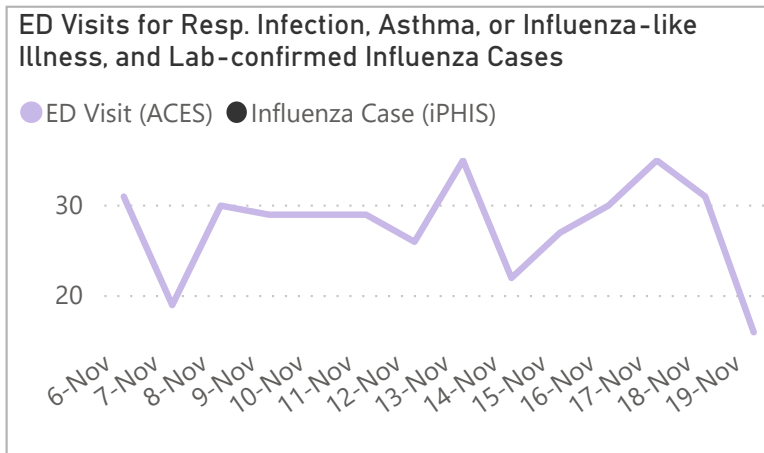
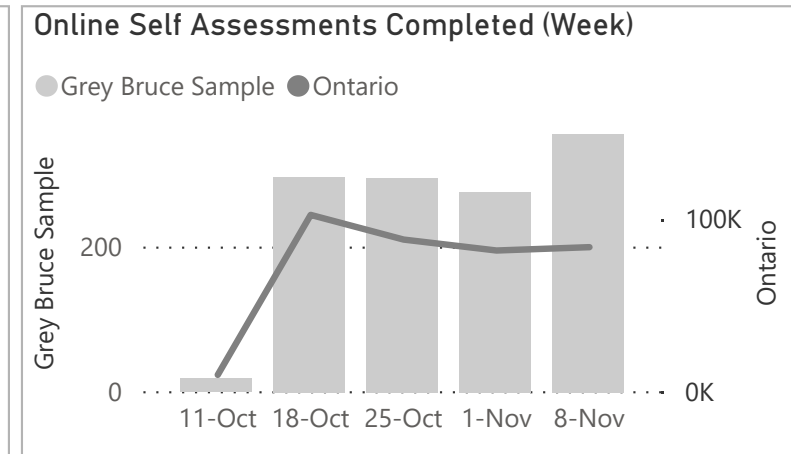
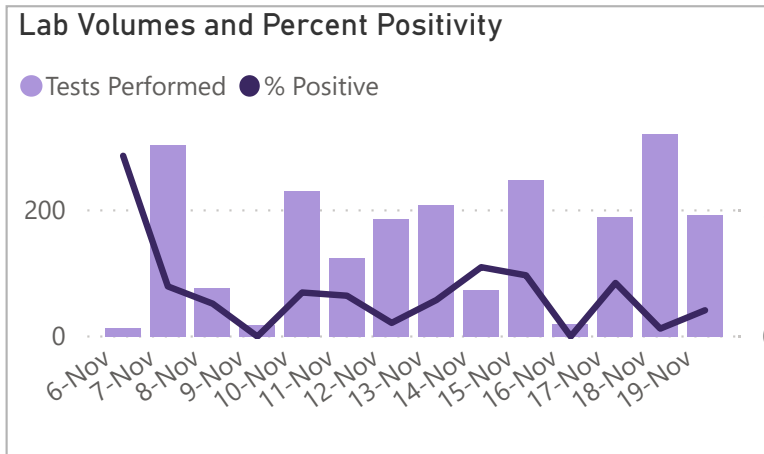
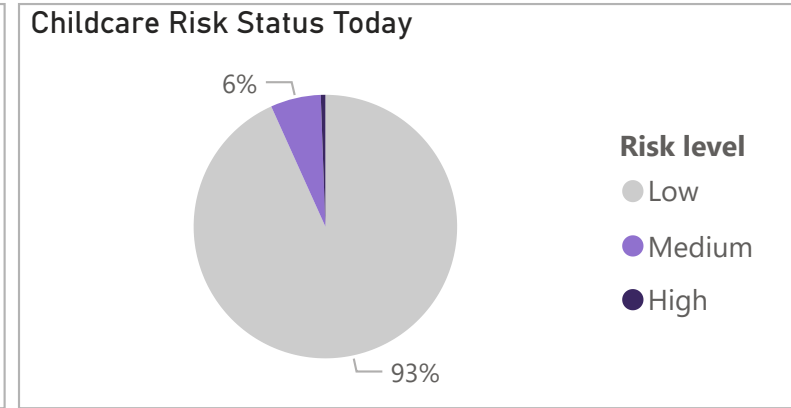
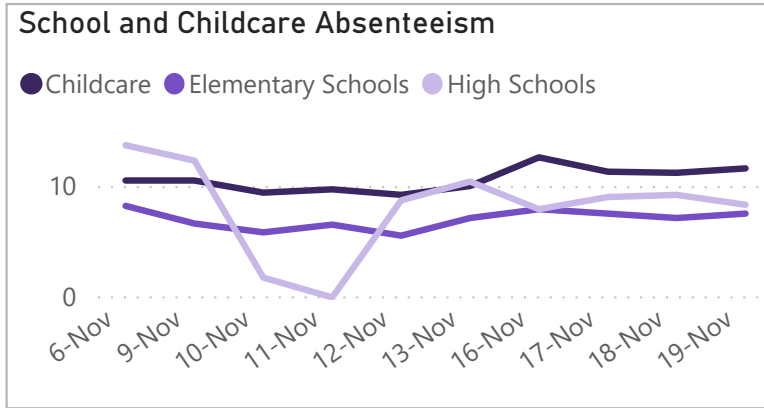
COVID-19 Cases and High-risk Contacts, Grey Bruce Municipalities, Nov 5-18



Note: 20 case(s) and 15 contact(s) excluded due to missing address or address outside GB



EXAMPLES OF COVID SURVEILLANCE IN GREY BRUCE



Cases and Contacts Map: Data on confirmed and probable COVID-19 cases and high-risk contacts by municipality is extracted from CCM. 14 days worth of data is presented. Cases and contacts where address is missing or is outside of Grey Bruce are not included.

Absenteeism: School data are received from the Bluewater District School Board (BWDSB), Bruce Grey Catholic District School Board (BGCDSB), and from Ecole Saint-Dominique-Savio of the Conseil Scolaire Catholique Providence daily on school days. Both total absence and absence due to illness are reported, however total absence is used in this dashboard due to inconsistencies in coding of absence due to illness. A percentage of absent students is calculated for each school. Data are available from BWDSB for Sept 8, 2020 onward, from BGCDSB from Sept 14, 2020 onward, and from Ecole Saint-Dominique-Savio from Nov 2, 2020 onward.

Child care data are collected from child care providers through a survey administered by GBHU, which began on October 26, 2020. Providers are asked to specify their child care centre/program, the date for which they are entering data, the number of children that were expected in the program, the number of children that attended, and the number absent due to illness. A percentage of absent children is calculated for each centre submitting data.

Risk Status: Child care and school teams complete a daily risk assessment for their schools/centres based on a series of criteria developed within these teams (e.g. absenteeism, IPAC measures, PPE availability, community status). Data is received from the child care and school teams directly on a daily basis.

Lab Data: Updated data is received daily on weekdays from Pathology and Laboratory Medicine at London Health Sciences Centre & St. Joseph's Health Care in London.

Self-Assessment Data: This indicator describes the number of assessments completed through the government of Ontario's online COVID self-assessment tool -

<https://covid-19.ontario.ca/self-assessment/>

Data is retrieved through their Google Analytics page on a weekly basis - <https://datastudio.google.com/reporting/c04a8afb-60d3-45c3-8a98-cadb1e75465e/page/ExJP?s=mfzkHjegba0>. The Grey Bruce sample consists of respondents from Owen Sound, Saugeen Shores, and Kincardine, selected for their large populations.

ED Visits: Data is retrieved from the Acute Care Enhanced Surveillance Application (ACES), which provides summaries of CIHI hospitalization and ED visit data by region and condition. Data for all ED visits in Grey Bruce are extracted and refreshed daily and filtered to syndromes of interest.

The figure entitled 'ED Visits for Resp. Infection, Asthma, or Influenza-like Illness, and Lab-confirmed Influenza cases uses the following syndromes 1. Respiratory Infection (non-croup, non-bronchiolitis) 2. Influenza-like illness 3. Asthma, wheeze, difficulty breathing, shortness of breath

The figure entitled 'ED Visits: Mental Health & Substance Use' uses the following syndromes: 1. Alcohol and complications 2. Opioid intoxication, overdose, withdrawal 3. Toxicology- non alcohol or opioids, withdrawal substance abuse, chemical exposure 4. Mental health 5. Suicidal ideation, attempt or overdose 6. Insomnia, sleep disorder

Influenza: Influenza data is extracted from the Integrated Public Health Information System (iPHIS) daily on weekdays.



Report to the Board

Friday November 27, 2020

Harm Reduction Overview

In Grey Bruce, Opioid alerts were released on July 21st and July 31st due to the reporting of 6 opioid overdoses in 6 days, one being fatal. There has been a substantial increase in the number of opioid overdoses in the past 8 month (anecdotal evidence indicates 13 deaths – not confirmed – most recent on Saturday November 20th). Due to the increase in these numbers, the Grey Bruce Health Unit has partnered with the Canadian Mental Health association to offer harm reduction services twice a month in Wiarton. As well as many other partnerships with Grey and Bruce County Housing, new directions counsellors in Hanover, addictions treatment clinic in Saugeen Shores, CMHA hope Grey Bruce, as well as increasing outreach to different communities in Grey and Bruce. Outreach at food banks within Grey and Bruce has also been very successful, with many Naloxone kits and safe drug use equipment being distributed. Support of all harm reduction supplies is also provided to both Frist Nation Support has also been offered to the Owen Sound and Hanover task force for this subject.

The Grey Bruce Health Unit is also working with newly eligible organizations to increase access to overdose prevention training and naloxone kit distribution to individuals at risk for opioid overdose as well as their friends and family. These associations include police services, family health teams, and emergency medical services. Successful onboarding of Owen Sound Family Health Team, and the Wiarton Medical Clinic took place in October.

Due to an increase in COVID-19 cases, the majority of Harm Reduction Staff have been redistributed to support case and contact management. The core program will remain operational, offering Needle Exchange Program (NEP) services locally, Naloxone distribution, and NEP Kit preparation and delivery to our contracted sites. All other Harm Reduction and Opioid management work is significantly reduced for the next few weeks, this includes working with system partners, outreach and Overdose response. This is a temporary shift to manage the second wave.

Harm Reduction Team